



TRADITIONAL
SHIPBUILDERS AND
WOODEN BOATS

Social Sciences | Biology | Geology | History | Mother Language |
Foreign Language | Computer Science

CULTURAL HERITAGE



PEDAGOGIC CONTENT:

- Trade
- Tools
- Building materials
- Traditional boats

PRE-REQUISITES:

- To develop the activity the students are required to have basic computer skills (PowerPoint, Genially, Prezi, Canva, etc.).

NEW COMPETENCIES TARGETED/LEARNING OUTCOMES:

STUDENTS WILL BE ABLE TO:



- Learn about the ancient trade of traditional shipbuilders.
- Know the tools used.
- Know the different types of wood.
- Know the main traditional wooden boats.
- Make a presentation using specific software.
- Introduce the presentation in public.







TRADITIONAL
SHIPBUILDERS AND
WOODEN BOATS


DESCRIPTION:

PREPARATION

-  #1: Previous to the implementation of this activity, the teacher will contact a workshop of shipbuilders in the area to prepare the study visit.
-  #2: Request a parental authorization to go for a study visit to shipbuilder's workshop.


IMPLEMENTATION


-  #1: Study visit to a traditional workshop of shipbuilders to learn about the trade, the tools, traditional wooden boats and types of wood.
-  #2: Back to the classroom, students will be gathered in groups. Apart from the information obtained during the study visit, they will search in Internet for more information on the trade and traditional wooden boats in other countries in the Mediterranean.
-  #3: In accordance with the findings obtained, each group will prepare a presentation using software like PowerPoint, Genially or Canva and will introduce it to their classmates.
-  #4: A debate will be opened after the presentations on the current situation of the trade, the importance of its future preservation and the conservation of traditional wooden boats.


Type of activity  Observation, teamwork, information research, oral presentation.


Target audience  From 11 years old.

Place  Workshop of shipbuilders, classroom.

Material needed  Mobile, tablet, computer, internet access and electronic board.

Duration of activity  Preparation:
- Look for information to explain the subject to students: 1 hour.
Implementation:
- Study visit to a traditional workshop of shipbuilders: 3 hours.
- Searching for information and preparation of presentations: 3 hours.
- Oral presentation: 1 hour.
- Debate: 1 hour.
Total: 8 hours.
Preparation and implementation: 9 hours.


Authorship  Technical staff in Environmental Education at Sustainability and Environment Department of Consell de Mallorca.
Registration or authorization of use is not required.

Links  <https://museumaritim.conselldemallorca.cat/en/master-boatbuilders>
<https://museumaritim.conselldemallorca.cat/en/traditional-boats>
<http://mbdb.hr/en/museum-of-betina-wooden-shipbuilding/>



Departament de Sostenibilitat i Medi Ambient
Consell de Mallorca



Notes by author  The aim of this activity is that students learn about the trade, tools and materials and discover the main traditional wooden boats. They will become aware of the importance of preserving traditional trades and the protection of maritime heritage. They will be able to search for information, classify and present it.



Departament de Sostenibilitat i Medi Ambient
Consell de Mallorca

